

EPA Certified / Tier 4 Final

OUTPUT POWER OPTIONS					105° RISE RATING	
Make	Voltage	Alternator	Phase	Hertz	kW/kVA	Amps
Yanan	277/480	SLG184E311	3	60	20/25	30
	120/208	SLG184E311	3	60	20/25	69
	120/240	SLG184E311	1	60	12/12	50

- 4-cycle, Direct Injection, Turbocharged, Charge Air Cooled Diesel Engine
- Sound Attenuated 14 Gauge Galvanneal Enclosure
- Heavy Duty Steel Base with Vibration Isolators
- Integral 55 Gallon Dual Containment Fuel Cell
- External Oil and Coolant Drains
- Busbar and Receptacle Output Connections
- Deep Sea 7310 Digital Controller
- Automatic Voltage Regulator with 1.0% Regulation
- High Temperature, Oil Pressure, Overcrank and Overspeed Automatic Shutdown
- Three-Position Multi-Voltage Selector Switch
- One Year Prime Warranty

**Engine Data**

Manufacturer	Isuzu
Model	4LE2T
Aspiration	Turbocharged
EPA Tier	4 Final
Arrangement	Inline, 4-Cycle
Firing Order	1-3-4-2
Displacement: L (in. ³)	2.18 (133.03)
Bore: mm (in.)	85.00 (3.35)
Stroke: mm (in.)	96.00 (3.78)
Compression Ratio	17.6:1
Net Horsepower	40
Rated RPM	1800
Governor	Isochronous

Engine Liquid Capacity

Cooling System Capacity: gal (L)	1.08 (4.10)
----------------------------------	-------------

Engine Electrical

Electric Volts: DC	12
Cold Cranking Amps	525
Battery(s) Required	1

Fuel System

Fuel Injection Type	Direct
Fuel Pump Rate: gal/hr (L/hr)	2.1 (8.0)
Max Inlet Pressure: in. H ₂ O (kPa)	80.27 (20.00)
Max Inlet Restriction: in. H ₂ O (kPa)	-120.40 (-30.00)
Max Return Pressure: in. H ₂ O (kPa)	68.00 (20.00)
Max Inlet Temperature: °F (°C)	140.00 (60.00)
Recommended Fuel	Ultra Low Sulfur Diesel

Air Requirements

Air Filter(s) Type	Dry
Combustion Air Flow: CFM (m ³ /min)	74.16 (2.10)
Maximum Air Intake Restriction	
Clean: in. H ₂ O (kPa)	6.82 (1.70)

Exhaust System

Gas Temperature: °F (°C)	896.0 (480.0)
Gas Flow: CFM (m ³ /min)	190.70 (5.40)
Max Exhaust Back Pressure: in. H ₂ O (kPa)	30.10 (7.50)

Filters and Quantity

Air Cleaner Quantity	1
Oil Filter(s) Quantity	1
Fuel Filter(s) Quantity	2

Fuel Consumption - 105°C

At 100% of Power Rating: gal/hr (L/hr)	1.62 (6.12)
At 75% of Power Rating: gal/hr (L/hr)	1.26 (4.77)
At 50% of Power Rating: gal/hr (L/hr)	0.94 (3.57)
At 25% of Power Rating: gal/hr (L/hr)	0.67 (2.52)

Cooling System


Heat Rejection to Radiation: BTUM (kW)	1390.4 (24.5)
Coolant Flow: GPM (L/min)	20.6 (78)
Maximum Top Tank Temperature: °F (°C)	203.0 (95.0)

GENERAL GUIDELINES FOR DERATION: Altitude: Derate 0.5% per 100m (328 ft.) Elevation above 1000m (3279 ft.) Temperature: Derate 1.0% per 10°C (18°F) temperature above 25°C (77°F)

RATINGS: All three-phase units are rated at 0.8 power factor. All single-phase units are rated at 1.0 power factor.

125° RATINGS: 125° apply to installations served by a reliable utility source. The standby rating is applicable to varying loads for the duration of a power outage. There is no overload capability for this rating. Ratings are in accordance with ISO-3046/1, BS 5514, AS 2789, and DIN 6271.

105° RATINGS: 105° ratings apply to installations where utility power is unavailable or unreliable. At varying load the number of generator set operating hours is unlimited. A 10% overload capacity is available for one hour in twelve. Ratings are in accordance with ISO-8528/1, overload power in accordance with ISO-3046/1, BS5514, AS2789, and DIN 6271. For limited running time and base load ratings consult the factory. The generator set manufacturer reserves the right to change the design or specifications without notice and without any obligation or liability whatsoever.



Alternator Data

Manufacturer	Yanan
Type	Self-Excited
Insulation NEMA Rise/Temp	NEMA H/105°C
Hertz	60
Phase	3
RPM	1800
Leads	12
Amortisseur Windings	Full
CFM Cooling Required	286
Voltage Regulator	AS440
Sensing	Single Phase
Voltage Regulation, No Load - Full Load	1.0%

Features

- BS EN 60034, BS5000, VDE 0530, NEMA MG1-32, IEC34, CSA C22.2-100, and AS1359 complaint
- IP23 enclosure
- Dynamically balanced to exceed BS6861:Part 1 Grade 2.5 vibration standard
- Quality assurance to BS EN ISO 9001
- Self-ventilated and drip proof construction
- Two-thirds pitch stator and skewed rotor
- Heavy duty bearings
- Fully guarded
- Overexcitation protection
- Under frequency protection
- Paralleling compatible
- Single-phase sensing

Deep Sea 7310 Controller



- Back-Lit LCD Display
- Five Key Menu Navigation
- Front Panel Configuration Editing
- PIN Protected Configuration
- Customizable Status Screens
- Power Save Mode
- 9 Configurable Inputs
- 8 Configurable Outputs
- Flexible Sender Inputs
- Configurable Timers & Alarms
- 3 Configurable Maintenance Alarms
- Multiple Date & Time Scheduler
- Configurable Event Log
- Integral PLC Editor
- Easy Access Diagnostic Page
- CAN & Magnetic Pick-Up/Alt. Sensing
- Fuel Usage Monitor & Low Fuel Alarms
- Charge Alternator Failure Alarm
- Manual Speed Control
- kW & kVAR Protection

Standard Features:

Heavy Duty Steel Base
Vibration Isolators
External Oil & Coolant Drain Valve
Battery, Rack & Cables
High Ambient Unit Mounted Radiator
Flexible Fuel Lines
Busbar Connection
(2) 50 Amp 120/240V Receptacle

Sound Attenuated Enclosure
Battery Charging Alternator
Fuel Valve Kit
Factory Powder Coat Finish
Line Circuit Breaker
Factory Load Test
Owner's Manual
(2) 20 Amp 120V GFCI Receptacle

Sound Attenuated Enclosed Unit

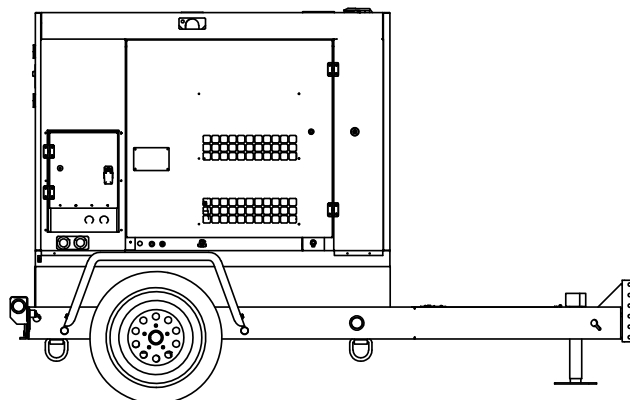
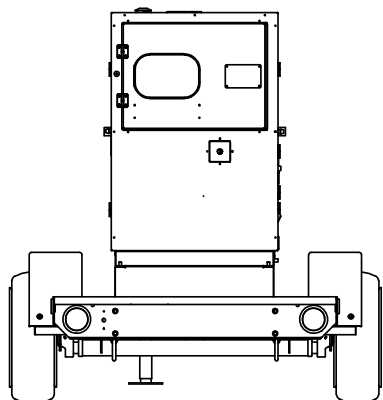
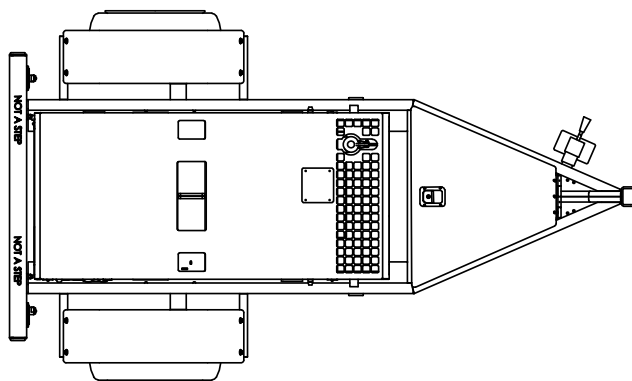
Miscellaneous Options:

- Battery Charger
- Block Heater

Overall Size: 68"L x 34"W x 57"H

Overall Size with Trailer: 118"L x 70"W x 75"H

Note: Dimensions and weights reflect standard enclosed unit with no options and are subject to change.



Note: The above drawings are provided for reference only and should not be used for planning installation.

Contact your local distributor for more information.